



Horizontal Blinds



SPECIFICATIONS



SPECIFICATIONS

Horizontal Blinds - Overview

Window Treatments' horizontal blind range consists of several different types: **Aluminium, Painted Timber, Stained Timber and New Image.**

Aluminium blinds are available in slat widths of 25mm & 50mm. The finish is a brushed metallic in colours to complement your decor and setting. If you are looking for a venetian blind that offers tighter closure, **privacy venetians** are manufactured using a smaller pitch 18mm ladder string which provides more overlap of the aluminium slats. All privacy venetians (irrespective of slat colour) are made with White only ladder strings.



Painted or Stained timber blinds: There are many colour options to choose from for both painted or stained timber blinds (refer chart over page). Timber blinds are ideal for your home or office décor. With all the benefits of longevity, thermal insulating and acoustic properties combined with the strengths of natural durability, our painted and stained timber blinds offer the best of both worlds. We employ the latest technology in our paint division to achieve a high quality finish on our painted timber blinds. This seamless finish means your timber blinds are water resistant and the ultra-smooth surface ensures ease of cleaning.

New Image: The most hardwearing blind in our stable has to be the **New Image** venetian blind. We have developed the New Image venetian blinds in both 50mm & 63mm slat widths for light control in high usage areas and demanding environments such as cafes, public areas and offices, and all domestic environments. A stylish, quality blind that has both the look and feel of painted wood, and with the practicality of a synthetic finish. **New Image** venetian blinds are also very cost effective and work equally well in commercial or domestic situations where a strong blind is required and budget limitations may apply. Incredibly durable, **New Image** venetian blinds are also water resistant and ideal for bathrooms and smaller windows. They are available in eight fashionable colours including three wood look colours.

Aluminium



Timber




New Image



Controls for raising and tilting can be manufactured on the left or right. With the exception of aluminium blinds, fascias are standard. For face fix applications the fascia cover returns 90deg on either side. For securing the bottom rail on doors or opening windows, hold-down clips are available. For special shaped windows, horizontal blinds can be manufactured to suit raked, tapered or triangle windows.

Motorisation



Motorisation is available on 25mm & 50mm aluminium blinds and also New Image 50mm & 63mm blinds. Blind systems can be automated via Somfy's range of Sonesse motors. These ultra quiet motors set the standard for internal blind automation. Somfy's wide range of control options include hand held radio remote control with a scroll wheel for precision tilt positioning, timers, sensors and even a full building management system. Refer to Motorisation Section. Window Treatments NZ Ltd is an Authorised Somfy Automation Specialist.



SPECIFICATIONS

Quick Glance

Type	Premium Aluminium	Privacy Aluminium	Aluminium 50mm
Slat Size	25mm	25mm	50mm
Slat Material	Hi-Tensile Aluminium	Hi-Tensile Aluminium	Hi-Tensile Aluminium
Controls	Left or Right (see notes 1, 2 & 3)	Left or Right (see notes 1, 2 & 3)	Left or Right (see notes 1, 2 & 3)
Finish	Standard Colours: Almond Frost, B10 Indigo, Bright Silver, Chinchilla, Gloss White, Krypton, Moderato (Z3), Napa, New Honey, New White, Nickel, Onyx, Silver Sand, Sparkling Alabaster, T6 Ivory, U6 Metal, Z2 Matte Black, Perforated also available	Standard Colours: Almond Frost, B10 Indigo, Bright Silver, Chinchilla, Gloss White, Krypton, Moderato (Z3), Napa, New Honey, New White, Nickel, Onyx, Silver Sand, Sparkling Alabaster, T6 Ivory, U6 Metal, Z2 Matte Black,	Gloss White Hunter Green Indigo U6 Metal Neon Blue New Honey Ruby
Maximum Width	2400mm	2400mm	2400mm
Minimum Width (see notes 1, 2 & 3)	200mm	350mm	200mm
Maximum Drop (see note 3)	2700mm	2700mm	2400mm
Minimum Drop	200mm	270mm	200mm
Maximum m² with 3 yr warranty and manageable pull up weight	6.5m ²	6.5m ²	5.5m ²
Fascia	Nil	Nil	Nil
Head Box	Aluminium	Aluminium	Steel
Bottom Rail	Aluminium	Aluminium	Steel
Hold Down Clips	Yes	Yes	Yes
Special shapes	Yes	No	Yes
Cavity Blinds	Yes	No	No
Motorisation	Yes	No	Yes
Stacking Height Formula	Drop (mm) x 0.023 + 30mm = stacking height (mm)	Drop (mm) x 0.023 + 30mm = stacking height (mm)	Drop (mm) x 0.023 + 70mm = stacking height (mm)
Special note 1)	A blind with width between 200mm and 269mm has no cord lock so cannot be raised but can be tilted.		A blind with width between 200mm and 269mm has no cord lock so cannot be raised but can be tilted.
Special note 2)	A blind with width between 270mm and 349mm can be raised and tilted however the cord lock and tilt control must be on opposite sides of the head rail.		A blind with width between 270mm and 349mm can be raised and tilted however the cord lock and tilt control must be on opposite sides of the head rail.
Special note 3)	Maximum and minimum measurements are our recommendations only. It may be possible to manufacture Venetians Blinds outside these guidelines, please contact us if in doubt.	Maximum and minimum measurements are our recommendations only. It may be possible to manufacture Venetians Blinds outside these guidelines, please contact us if in doubt.	Maximum and minimum measurements are our recommendations only. It may be possible to manufacture Venetians Blinds outside these guidelines, please contact us if in doubt.
Special note 4)			
Special note 5)			

Sec. : Horizontal
Date : Dec 2020

Quick Glance

Type	Timber Painted	Timber Stained	Timber Painted	Timber Stained	New Image
Slat Size	50.8mm	50.8mm	63.5mm	63.5mm	50mm & 63mm
Slat Material	Wood	Wood	Wood	Wood	Polystyrene
Ladder Cord or Cloth Tape	Privacy Ladder Cord or Cloth Tape (see notes 6 & 7)	Privacy Ladder Cord or Cloth Tape (see notes 6 & 7)	Privacy Ladder Cord or Cloth Tape (see notes 6 & 7)	Privacy Ladder Cord or Cloth Tape (see notes 6 & 7)	Standard Ladder cord
Controls	Left or Right (see notes 1, 2 & 3)	Left or Right (see notes 1, 2 & 3)	Left or Right (see notes 1, 2 & 3)	Left or Right (see notes 1, 2 & 3)	Left or Right (see notes 1, 2 & 3)
Finish	Painted Standard Colours: Pure White, Silk White, Pearl, Crisp Linen, String, Sea Mist, Hall Gray, Stone Gray, Brown Gray, Clay, Decorators White, Storm Gray, Taupe Gray, Chelsea Gray	Stained Standard Colours: Rustic Gray, Weathered Teak, Limed White, Taupe, Oak Mantel, Cherry, Dark Teak, Cordovan, Mahogany, New Ebony, Black Walnut, Red Oak, Old Teak, Dark Mahogany, Wenge, Matte Black, French Oak (see note 4)	Painted Standard Colours: Pure White, Silk White, Pearl, Crisp Linen, String, Sea Mist, Hall Gray, Stone Gray, Brown Gray, Clay, Decorators White, Storm Gray, Taupe Gray, Chelsea Gray	Stained Standard Colours: Rustic Gray, Weathered Teak, Limed White, Taupe, Oak Mantel, Cherry, Dark Teak, Cordovan, Mahogany, New Ebony, Black Walnut, Red Oak, Old Teak, Dark Mahogany, Wenge, Matte Black, French Oak (see note 4)	Standard colours: White Wash, Appliance White, Decorator White, Silk White, Crisp Linen Pearl, Red Oak, French Oak, Textured Black
Maximum Width (see note 3)	2700mm	2400mm	2700mm	2400mm	2400mm
Minimum Width (see notes 1, 2 & 3)	175mm	175mm	175mm	175mm	200mm
Maximum Drop (see note 3)	3048mm	3048mm	3048mm	3048mm	2550mm
Minimum Drop	254mm	254mm	254mm	254mm	200mm
Maximum m² with 3 yr warranty and manageable pull up weight	7.43m ²	7.43m ²	7.43m ²	7.43m ²	3.5m ²
Fascia	Wood	Wood	Wood	Wood	Polystyrene
Head Box	Steel	Steel	Steel	Steel	Steel
Bottom Rail	Wood	Wood	Wood	Wood	Polystyrene
Hold Down Clips	Yes	Yes	Yes	Yes	Yes
Special shapes	No	No	No	No	No
Cavity Blinds	No	No	No	No	No
Motorisation	No	No	No	No	Yes
Stacking Height Formula	Drop (mm) x 0.1 + 75mm = stacking height (mm)	Drop (mm) x 0.1 + 75mm = stacking height (mm)	Drop (mm) x 0.08 + 60mm = stacking height (mm)	Drop (mm) x 0.08 + 60mm = stacking height (mm)	Drop (mm) x 0.1 + 75mm = stacking height (mm)



SPECIFICATIONS

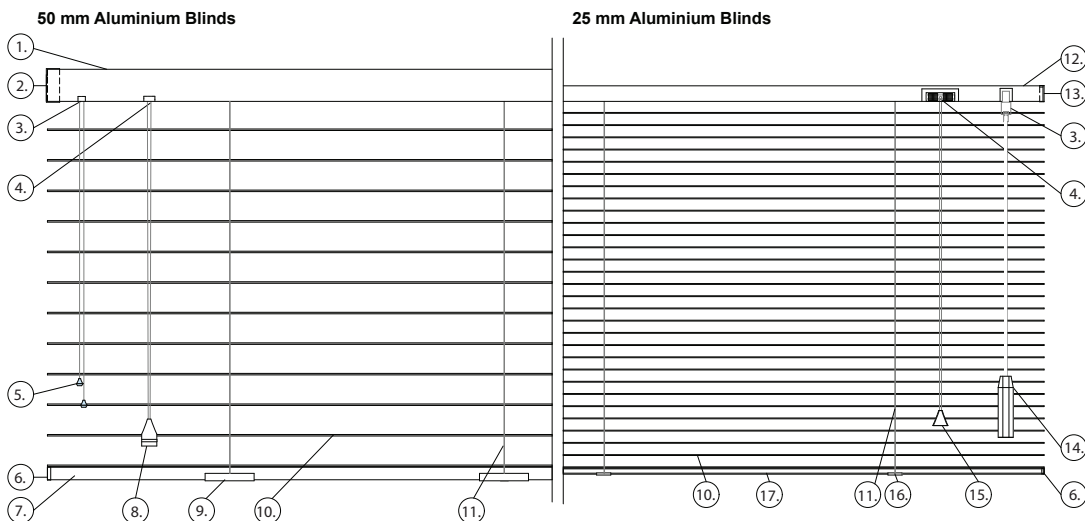
Type	Timber Painted	Timber Stained	Timber Painted	Timber Stained	New Image
Slat Size	50.8mm	50.8mm	63.5mm	63.5mm	50mm & 63mm
Special note 1)	A blind with width of 175mm to 314mm has no cord lock so cannot be raised but can be tilted.	A blind with width of 175mm to 314mm has no cord lock so cannot be raised but can be tilted.	A blind with width of 175mm to 314mm has no cord lock so cannot be raised but can be tilted.	A blind with width of 175mm to 314mm has no cord lock so cannot be raised but can be tilted.	A blind with width between 200mm and 269mm has no cord lock so cannot be raised but can be tilted.
Special note 2)	A blind with width between 315mm and 468mm can be raised and tilted however the cord lock and tilt control must be on opposite sides of the head rail.	A blind with width between 315mm and 468mm can be raised and tilted however the cord lock and tilt control must be on opposite sides of the head rail.	A blind with width between 315mm and 468mm can be raised and tilted however the cord lock and tilt control must be on opposite sides of the head rail.	A blind with width between 315mm and 468mm can be raised and tilted however the cord lock and tilt control must be on opposite sides of the head rail.	A blind with width between 270mm and 349mm can be raised and tilted however the cord lock and tilt control must be on opposite sides of the head rail.
Special note 3)	Maximum and minimum measurements are designed to ensure trouble free operation.	Maximum and minimum measurements are designed to ensure trouble free operation.	Maximum and minimum measurements are designed to ensure trouble free operation.	Maximum and minimum measurements are designed to ensure trouble free operation.	Maximum and minimum measurements are designed to ensure trouble free operation.
Special note 4)			Stain colour ND246 Matt Black – A one-off surcharge per order of \$100 is to be applied for an order that includes 1 to 10 blinds, and 11 plus blinds per order is a \$200 surcharge	Stain colour ND246 Matt Black – A one-off surcharge per order of \$100 is to be applied for an order that includes 1 to 10 blinds, and 11 plus blinds per order is a \$200 surcharge	
Special note 5)	The slats on a 50.8mm Wood blind with privacy ladder cords, do not have slot cut-outs. This provides improved closure/privacy and less light intrusion, however the slats will not align as consistently as the Cloth tape option (refer below)	The slats on a 50.8mm Wood blind with privacy ladder cords, do not have slot cut-outs. This provides improved closure/privacy and less light intrusion, however the slats will not align as consistently as the Cloth tape option (refer below)	The slats on a 63.5mm Wood blind with privacy ladder cords , do not have slot cut-outs. This provides improved closure/privacy and less light intrusion, however the slats will not align as consistently as the Cloth tape option (refer below)	The slats on a 63.5mm Wood blind with privacy ladder cords , do not have slot cut-outs. This provides improved closure/privacy and less light intrusion, however the slats will not align as consistently as the Cloth tape option (refer below)	
Special note 6)	The slats on a 50.8mm Wood blind with cloth tape, have slot cut-outs. The decorative cloth tape conceals the cut-outs which reduces light intrusion and helps ensure the slats will always align. There is less closure/privacy with the decorative cloth tape compared to the Privacy Ladder cord option (refer above)	The slats on a 50.8mm Wood blind with cloth tape, have slot cut-outs. The decorative cloth tape conceals the cut-outs which reduces light intrusion and helps ensure the slats will always align. There is less closure/privacy with the decorative cloth tape compared to the Privacy Ladder cord option (refer above)	The slats on a 63.5mm Wood blind with cloth tape , have slot cut-outs. The decorative cloth tape conceals the cut-outs which reduces light intrusion and helps ensure the slats will always align. There is less closure/privacy with the decorative cloth tape compared to the Privacy Ladder cord option (refer above)	The slats on a 63.5mm Wood blind with cloth tape , have slot cut-outs. The decorative cloth tape conceals the cut-outs which reduces light intrusion and helps ensure the slats will always align. There is less closure/privacy with the decorative cloth tape compared to the Privacy Ladder cord option (refer above)	
Special note 7)	Cloth tape colour options: T001A White T401A Cherry T501A Wheat T303A Dark Mulberry T002A Ivory T402A Light Cocoa 5124A Dusty Gray T201A Black T003A Bone T403A Ecru 5416A Chocolate 5507A Natural T169A Gray Beige 5414A Brown 5434A Dark Sienna 5462A Black Brown	Cloth tape colour options: T001A White T401A Cherry T501A Wheat T303A Dark Mulberry T002A Ivory T402A Light Cocoa 5124A Dusty Gray T201A Black T003A Bone T403A Ecru 5416A Chocolate 5507A Natural T169A Gray Beige 5414A Brown 5434A Dark Sienna 5462A Black Brown	Cloth tape colour options: T001A White T401A Cherry T501A Wheat T303A Dark Mulberry T002A Ivory T402A Light Cocoa 5124A Dusty Gray T201A Black T003A Bone T403A Ecru 5416A Chocolate 5507A Natural T169A Gray Beige 5414A Brown 5434A Dark Sienna 5462A Black Brown	Cloth tape colour options: T001A White T401A Cherry T501A Wheat T303A Dark Mulberry T002A Ivory T402A Light Cocoa 5124A Dusty Gray T201A Black T003A Bone T403A Ecru 5416A Chocolate 5507A Natural T169A Gray Beige 5414A Brown 5434A Dark Sienna 5462A Black Brown	

Sec. : Horizontal
Date: Feb 2023

Aluminium - Technical Data



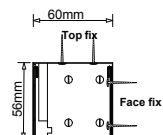
Aluminium Technical Data



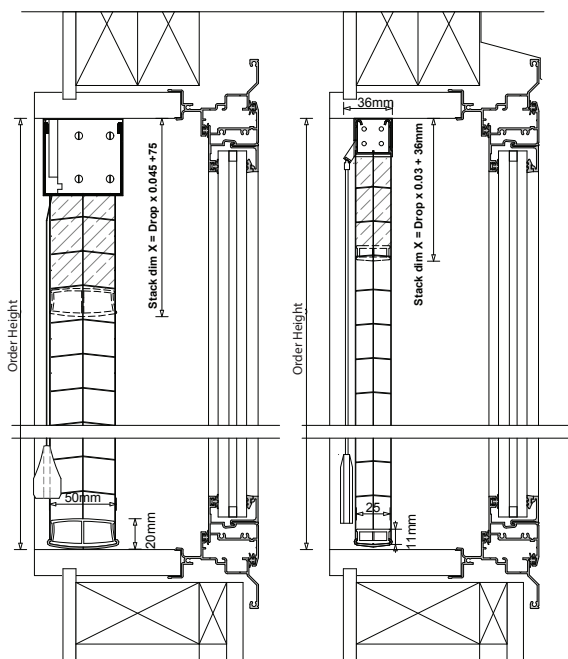
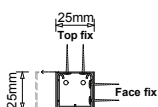
Key

- | | |
|-----------------------------|----------------------------------|
| 1. Head Rail – Metal | 10. 50 & 25mm Slat – Aluminium |
| 2. Mounting Bracket – Metal | 11. 50 & 25mm Ladder – Polyester |
| 3. Tilt Cord – Polyester | 12. Head Rail – Aluminium |
| 4. Cord Lock – Metal | 13. Mounting Bracket – Plastic |
| 5. Tilt Cord Toggle – Wood | 14. Tilt Wand |
| 6. End Cap – Plastic | 15. Cord Lock Toggle – Plastic |
| 7. Fascia Clip – Plastic | 16. Bottom Clip – Plastic |
| 8. Cord Lock Toggle – Wood | 17. Bottom Rail – Aluminium |
| 9. Bottom Clip – Metal | |

50 mm Aluminium Blinds

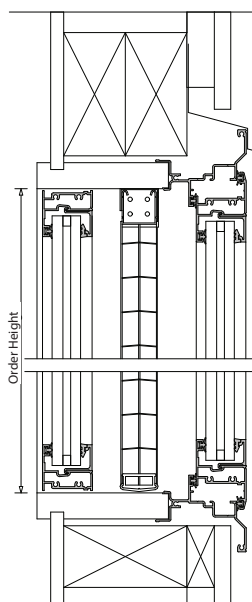


25 mm Aluminium Blinds



Cavity Blinds (25mm Aluminium)

Permanently sealed motorised venetian blinds within the cavity are the perfect application for hospitals, medical centres, government buildings and schools. Sealed in this totally dust free environment makes them low maintenance and extremely hygienic.

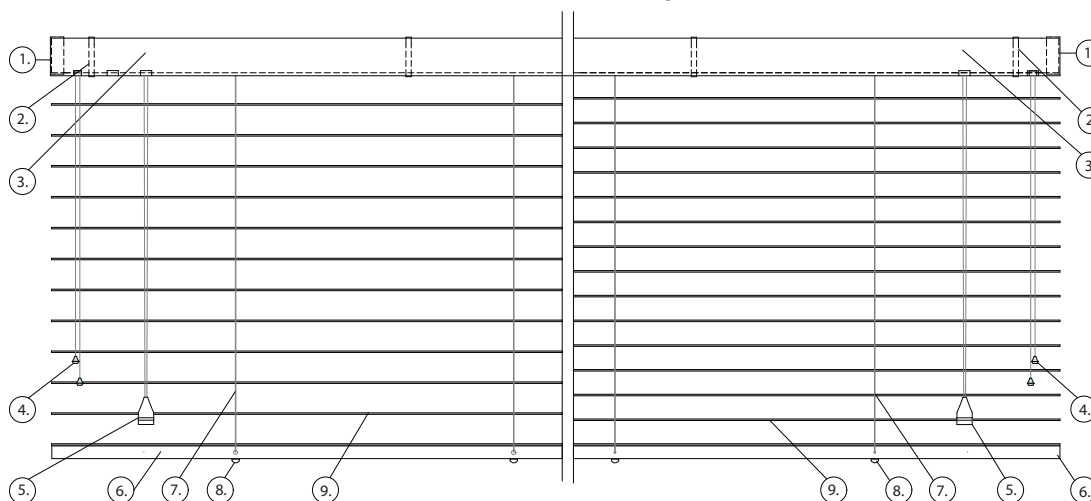


Timber, New Image

- Technical Data

Timber Blinds

New Image Blinds

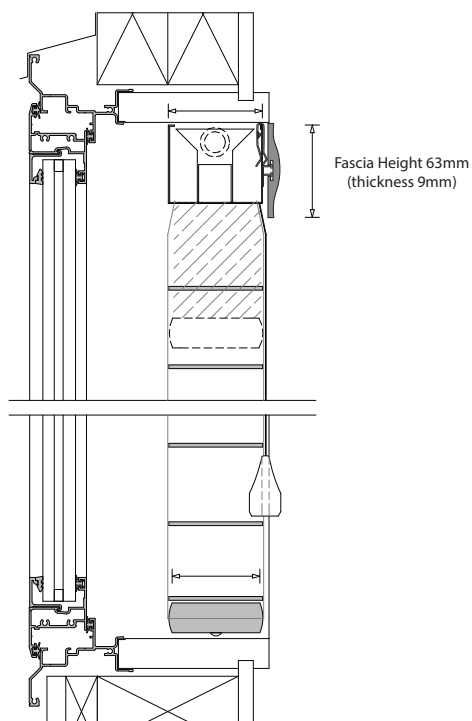
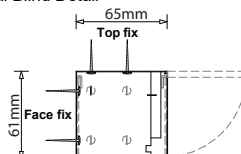


Key

1. Mounting Bracket – Metal
2. Fascia Clip – Plastic
3. Head Rail - Metal
4. Tilt Cord Pull & Toggle – Polyester & Wood
5. Cord Lock Pull & Toggle – Polyester & Wood
6. Bottom Rail – Wood Blinds - Wood
6. Bottom Rail - New Image - Polyester
7. Ladder – Polyester
8. Pin Button - Wood
9. Wood Slat
9. New Image (Polystyrene Slat)



Typical Blind Detail



Horizontal Blinds - Motorisation

Horizontal Blinds - Motorisation


Motorisation control is available on Aluminium 25mm & 50mm venetians and New Image 50mm & 63mm Blinds. Automation is via Somfy's range of Sonesse motors. These ultra-quiet motors set the standard for internal blind automation. Somfy's wide range of control options include hand held radio remote control with a scroll wheel for precision tilt positioning, timers, and even a full building management system. Window Treatments NZ Ltd is an authorized Somfy automation specialist.

240 Volt AC Motor: Sonesse 40

Performances	Sonesse 3/30	Sonesse 6/20	Blind Type >	Aluminium 50mm	New Image
Torque	3nm	6nm	Min Width	665mm	665mm
Nominal Voltage	230v	230v	Max Width	2400mm	1800mm
Rated Current	0.44	0.55	Min Drop	300mm	300mm
Rated Power	95W	120W	Max Drop	2400mm	2100mm
Speed	30RPM	20RPM			
Thermal Protection	4 Min	4 Min			
Radio Frequency	433.42	433.42			
Sound Level (DB)	42	45			
Cable Length	2500mm	2500mm			
IP Rating	IP 44	IP 44			
Insulation Class	II	II			

24 Volt DC Concept 25 System - Motor: LV25

Performances	LV25 - B44	Blind Type >	Aluminium 25mm (Short Cone)	Aluminium 25mm (Long Cone)
Torque	0.4nm	Min Width	600mm	670mm
Speed	40rpm	Max Width	2400mm	2400mm
Rated Voltage	24V	Min Drop	300mm	300mm
Rated Current	0.3A	Max Drop	1700mm	3000mm
Running time before thermal cut off	7 Min			
Motor Weight	0.145kg			
IP Rating	IP 40			



Wall switches or Remote controls can be used to manage a blind or groups of blinds with tilting slats equipped with RTS technology as well as activate or take control of a sun sensor. With the Telis Mod/Var with Scroll Wheel, slats are precisely positioned using a central thumbwheel. Up, down, stop and preferred position settings are achieved using the « my » key. Available in Pure, Silver and in single channel model

Sec. : Horizontal
Date : Feb 2023



SPECIFICATIONS

Sec. : Horizontal
Date : May 2021